

Dromex



DISPOSABLE CORDED EARPLUGS DR-099C



DR-099C

Description

The Dromex® DR-099C, high visibility, corded disposable earplugs, made of PU (Polyurethane) foam is soft and pliable. They are designed for comfort and offer the highest level of protection against noise hazards.

These earplugs feature the following:

- Are T-shaped contoured for easy insertion and comfortable wear in the ear canal
- Self-adjusting low pressure formable polyurethane foam that expands to fit most wearers' ears
- Are high visibility vibrant magenta and yellow coloured earplugs, that aids the user to easily locate them when working or be aware when someone is using earplugs
- Smooth, soil-resistant closed cell-foam skin, prevents dirt build-up

Suitable for use in environments such as machining, grinding, steel cutting and woodwork.

These earplugs are easy to insert, durable, lightweight, non-toxic, non-irritating and easy to carry. Ideal for users of helmets and safety glasses, and comfortable for long-term wear in hot, humid work areas.

Individually packaged for hygienic dispensing especially in dusty production areas.

Special Instructions

Do not share earplugs as ears can be exposed to ear infections. These earplugs should be worn properly at all times in noisy surroundings. These earplugs should be fitted, adjusted and maintained in accordance with the instructions provided in the packaging. If the recommendations are not adhered to, the protection afforded by the earplugs will be severely impaired.

These earplugs may be adversely affected by certain chemical substances; avoid the use of agents (i.e. solvents and other disinfectants) that are known to be harmful to the wearer and/or the earplug. Regularly inspect for tears or cracks and replace if service ability is suspected to be affected.

Sounds above 85dB are harmful to the ears.

None of the materials or processes used in the manufacture of these products are known to be harmful to the wearer

Compliance & Conformity

This product has been tested according to EN 352-2:2002 and it complies with Regulation (EU) 2016/425 Personal protective equipment:

- 1) EU type examination certificate (Module B) issued by ALIENOR CERTIFICATION, 21, rue Albert Einstein ZA du Sanital 86100 CHATELLERAULT, France. Notified Body number: 2754.
- 2) The PPE is subject to the conformity assessment procedure based on quality assurance of the production process (Module D) set out in Annex VIII (Category III) under surveillance of CCQS Certification Services Limited, Block 1 Blanchardstown Corporate Park, Ballycoolin Road, Blanchardstown, Dublin 15 D15 AKK1, Ireland. Notified Body number: 2834.

Specifications

Style:	Disposable, formable T-shape contoured high visibility magenta and yellow coloured, corded earplugs
Material earplug:	PU (Polyurethane) foam coated
Material cord:	PVC (Poly Vinyl Chloride)
Noise attenuation data:	SNR 35 dB H 33 dB M 33 dB L 32 dB.

Packaging, Storage & Obsolescence

- Packed in pairs in a polybag. 200 Pairs inside a box, with perforated dispensing tray and sold as 10 boxes in a carton.
- User's instructions included in the packaging.
- Store earplugs in a storage box.

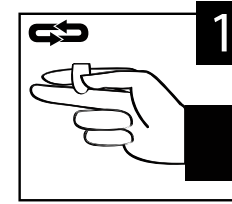
Cleaning & Maintenance

Cleaning and maintenance is not applicable as these are disposable.

Shelf life

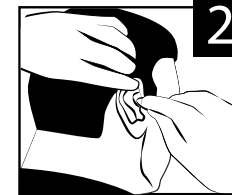
3 Years from date of manufacture when sealed and stored in original protective packaging.
Discard if noticeable damages such as tears appears on earplug.

Fitting your Disposable Earplugs



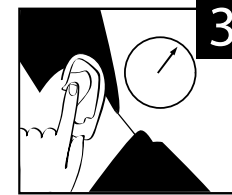
1

With clean hands, roll the earplug between your thumb and fingers until the plug diameter is as small as possible.



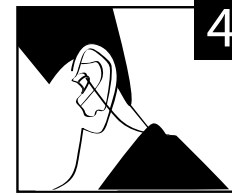
2

Reach over your head with the opposite hand and pull the top of your ear to open the ear canal. Push rolled end of plug into ear, leaving enough of the earplug outside of the ear canal for removal.



3

Hold your finger on the end of the earplug until the plug expands to seal the ear (about 10 seconds).



4

Ensure the earplug is correctly inserted in to the ear canal. For an ideal fit, at least 1/2 to 3/4 of the earplug should be inside your ear canal.

How to checking earplug fit

- In a noisy environment, with earplugs inserted, cup your hands over your ears and release.
- There should not be a significant noise difference.
- When earplugs are correctly inserted, your own voice should sound hollow and the sounds around you should not sound as loud as before.
- Gently pull on the earplug; it should not move easily, if the plug moves, remove it and carefully re-insert it deeper than before.
- Re-check the fit often during the time that you wear them, if the plug comes loose then you will lose your protection from the noise

Disposal

All industrial waste should be disposed of correctly as per local regulations and good disposal practice. Hearing protective devices should be disposed of considering the hazardous substance they were used for. Please consider recycling.



Dromex: Unit 1, 1 Blase Road, New Germany, 3620, South Africa

T. +27(31) 713 1960 E. info@dromex.co.za

www.dromex.co.za

Latest update: 04/02/2021